

① How many strokes will each of the following kanji be written? After thinking, look at page 38 of the textbook to confirm. Also, write the words that apply to the () in the ◎ sentence.

土 () strokes

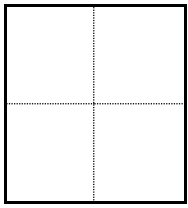
日 () strokes

◎ When writing kanji, the lines and dots that are written at once are called ().

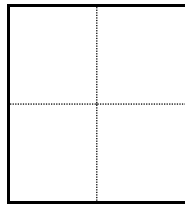
◎ The number of strokes is called ().

② Let's do page 38 of the textbook. Write the kanji on the square and the number of strokes in ().

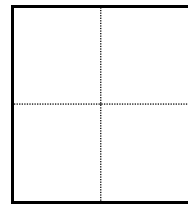
(Let's write the first stroke in red.)



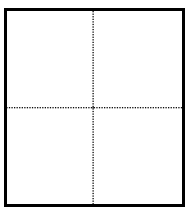
()
画




()
画



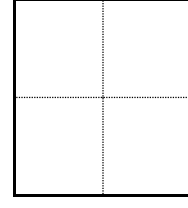
()
画



()
画



()
画



()
画

③ There is a fixed order for writing kanji. What do you call the order?

()

*Look at page 39 of the textbook.

④ There are some rules regarding the writing order. Let's summarize while looking at page 39 of the textbook.

〈Rule of writing order〉

	rule	KANJI
①	from to	
①	from to	
②	from to	

〈Special writing order〉

* You can also search for and write kanji that are not written in textbook.

	rule	KANJI
①	from to	
②	from to	
③	from to	
④	from to	

⑤ Do the Kanji ().

⑥ Let's look back on today's learning.

*Write down what you did and what you learned.

--